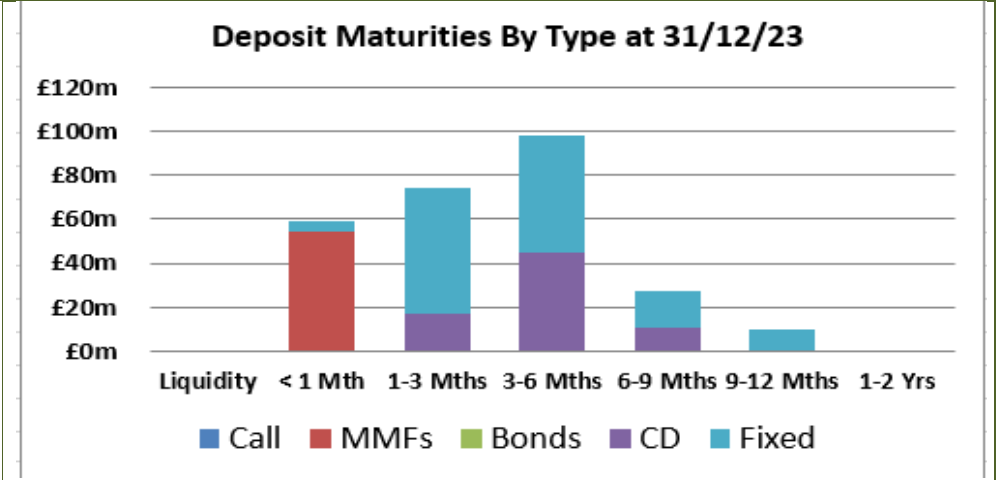
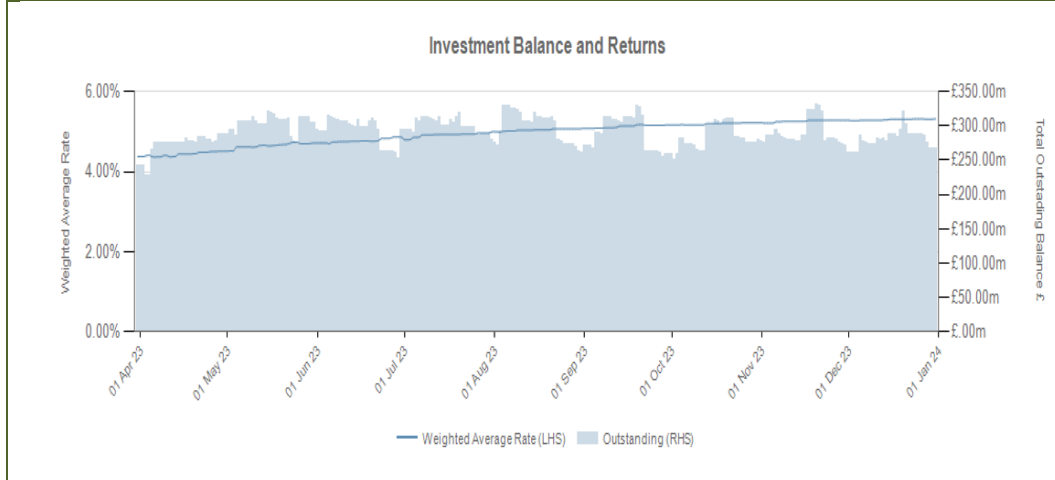


Investments: Activity & Performance on 31<sup>st</sup> December 2023

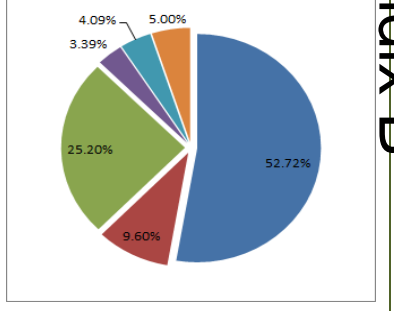
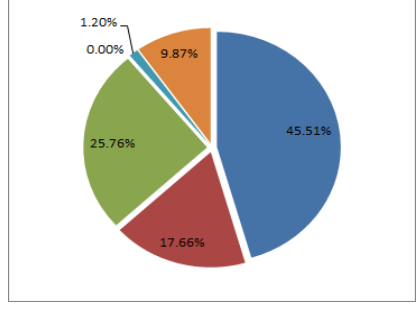
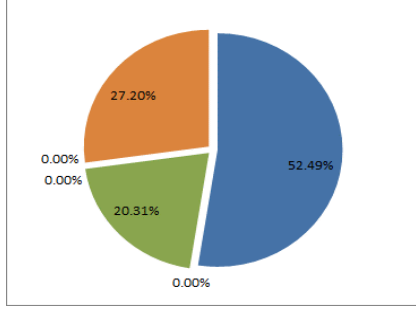
Investment Position at 31 <sup>st</sup> December 2023				
Investments Outstanding 31 <sup>st</sup> December 2023	Weighted Average Maturity (WAM)	Benchmark Return (O/N- 3 Month SONIA less 0.10%) Annualised	Council Performance Annualised	Outperformance
£268.425m	96 Days	5.002%	5.057%	0.055%



Link Benchmarking Analysis of Investments on 31<sup>st</sup> December 2023

	LCC	Benchmark Group (14)	English Counties (17)
Return at 31 <sup>st</sup> December 2023	5.31%	5.19%	5.16%
WAM	96	87	108
Risk Weighted Score (Duration & Credit Quality)	3.23	3.11	2.64
Model Banding- Expected Return for Risk Taken	5.02% - 5.34%	5.05% - 5.36%	5.00% - 5.32%

5.166%	Fixed Deposits
0.000%	Call & O/N
5.599%	CDs
0.000%	Bonds
5.317%	MMFs
0.000%	Enhanced MMFs



This page is intentionally left blank